



HOW TO CONNECT TO YOUR TEACHER VIA ELS LIVECLASS

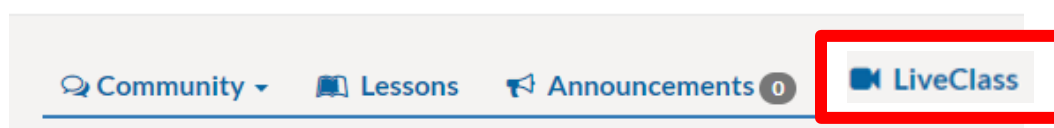
To ensure efficient and effective use of the **ELS LiveClass** platform and smooth online classes, please make sure that you have the following:

- A **working PC or Laptop** with a **webcam, working headset**, and **microphone**
- **Browser:** the latest version of Chrome (recommended)
- **Internet Connection:** A download and upload speed of **at least 5Mbps** is strongly recommended. To check if you meet the minimum Internet speed requirement, please do a quick speed test at: <https://www.speedtest.net/>

1. Go to <https://www.sunagolearn.com/login/> and **Sign In** by entering the **Username and Password** provided to you by ELS.



2. Click on **LiveClass** to see your class schedule and connect to your teacher.



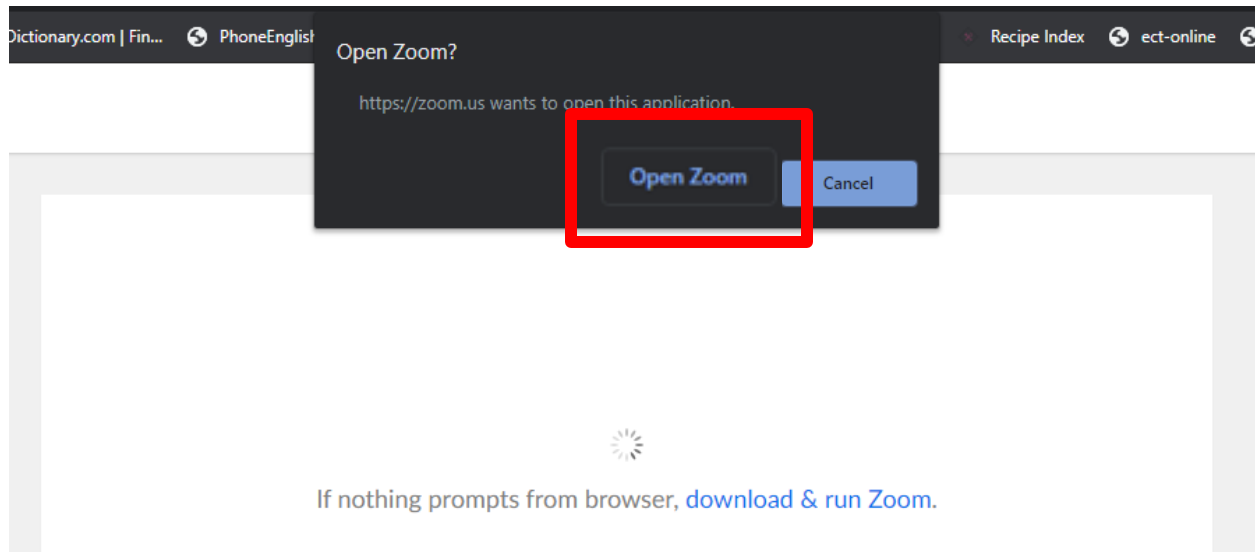
HOW TO CONNECT TO YOUR TEACHER VIA ELS LIVECLASS



3. On this page, you will see your LiveClass schedule. To join your online class, click on **Join LiveClass**.

LiveClass - Level 101A			
LiveClass Schedule			
Mondays to Fridays			
Time (GMT+08:00)	Components	Teacher	
09:00AM - 10:30AM	RW	SUMITHA	Join LiveClass
11:00AM - 12:30PM	SSP	SUE	Join LiveClass

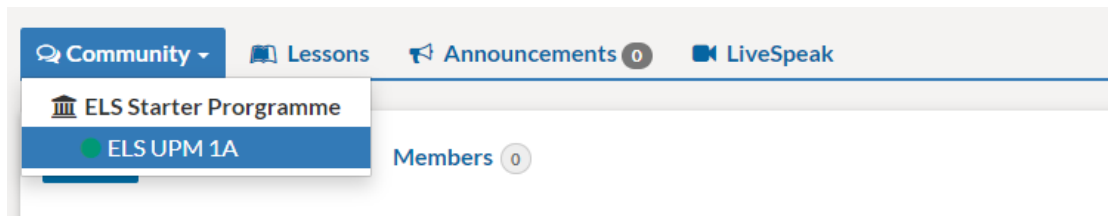
4. A new window will appear. Click on **Open Zoom** and wait for you to be connected to your teacher.



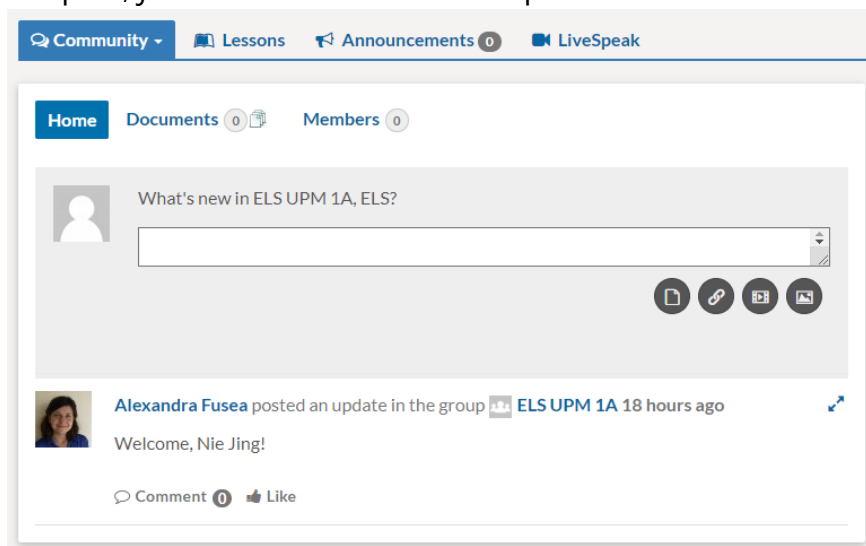
HOW TO CONNECT TO YOUR TEACHER VIA ELS LIVECLASS



1. To see your teacher's announcements, click on the Community tab to view your class name.



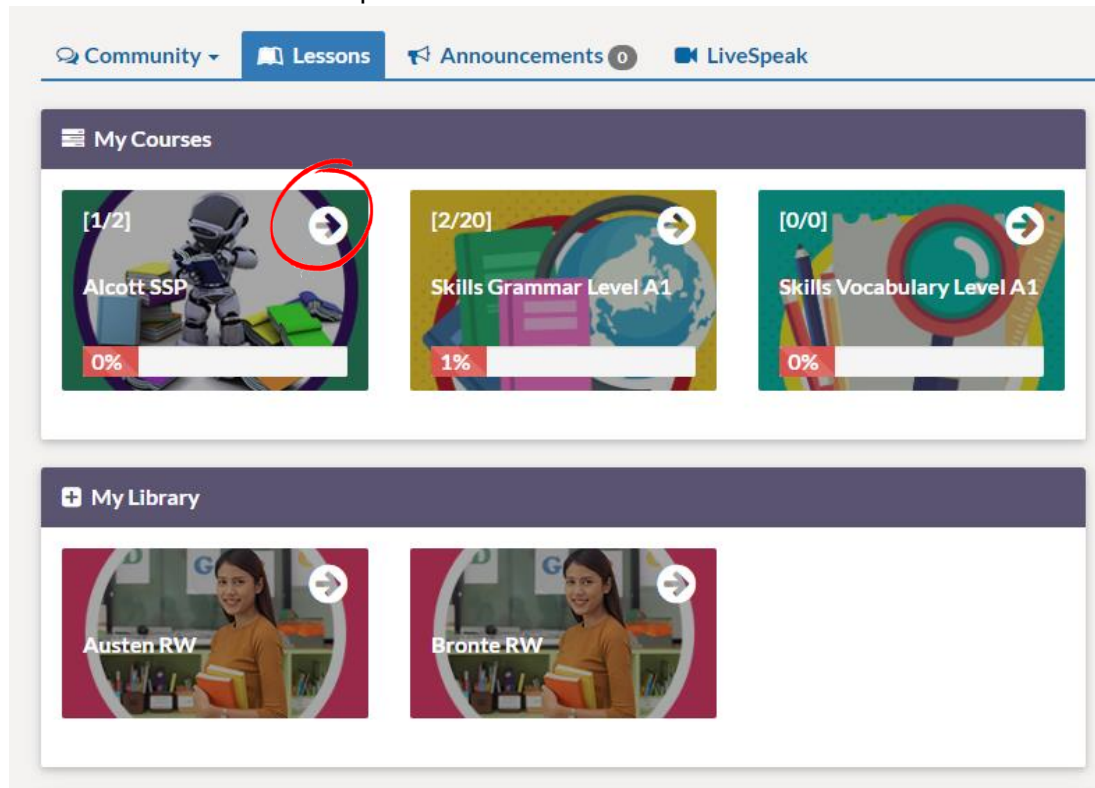
2. In the Community page, your teacher or online coach will write a post, or attach a link, document, video or picture and post them for discussion. Your teacher and fellow classmates will be able to read your post and respond to them by liking or replying to the post, just like Facebook. The sample below shows a teacher posting a short note:





HOW TO CONNECT TO YOUR TEACHER VIA ELS LIVECLASS

3. Next, you may click on the Lesson tab to view the class that you are enrolled in as show below, for an example. Then, click on the arrow.



HOW TO CONNECT TO YOUR TEACHER VIA ELS LIVECLASS




4. You will be directed to a page where you can see and access the contents of your online course.

Alcott SSP

Improve your speaking and listening skills with these activities

 Alcott Digital Book



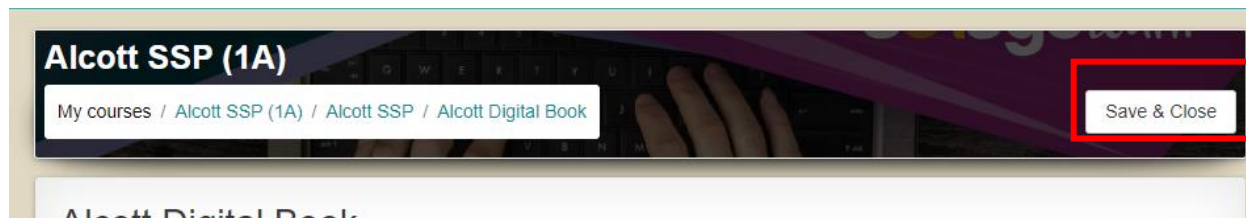
 Alcott Listening Exercises





HOW TO CONNECT TO YOUR TEACHER VIA ELS LIVECLASS

5. After you have completed the lesson(s), please don't forget to click on the Save and Close Window tab.



6. After completing the lesson(s) instructed by your teacher, you may log out from the system by clicking on the Exit tab, as shown below.



-THE END-